

Discestra salicorniae stat. rev. (Lepidoptera: Noctuidae)

Claude Warnotte & Willy De Prins

Samenvatting. *Discestra salicorniae* stat. rev. (Lepidoptera: Noctuidae)

Omwille van verschillen in de mannelijke genitalia en in de structuur van de antennes wordt *Discestra salicorniae* (Dumont, 1925) beschouwd als een aparte soort.

Résumé. *Discestra salicorniae* stat. rev. (Lepidoptera: Noctuidae)

Les différences entre les genitalia mâle et les antennes permettent de constater que *Discestra salicorniae* (Dumont, 1925) est une espèce distincte de *D. sodae* (Boisduval, 1829).

Key-words: *Discestra salicorniae* stat. rev. - Tunisia

Warnotte, C.: 107 rue des Meuniers, B-4041 Vottem.

De Prins, W.: Diksmuidelaan 176, B-2600 Antwerpen. (wdprins@innet.be).

Discestra sodae (Boisduval, 1829) is a halophilous atlanto-mediterranean species. In Europe it is known from France, Spain and Italy, though Berio (1985: 193) did not find any Italian specimens in the collections studied. Records from Greece and further eastwards are probably due to misidentifications as Hacker (1989) does not mention the species for Greece. In North Africa *Discestra sodae* has been recorded from Morocco, Algeria, Tunisia and Libya. Rungs (1981: 309) mentions three subspecies of *D. sodae* from Morocco: *D. sodae sodae* (North Morocco), *D. sodae maroccana* (Rungs, 1938) (coastal region between Kenitra and Oued Tensift) and *D. sodae rosacea* (Rothschild, 1920) (south of the Atlas mountains).

The species has at least two broods per year: one in the Spring and another in Autumn. The caterpillar feeds in May-June on *Salsola*, *Limoniastrum monopetalum*, *Chenopodium maritimum*. Rungs (1981: 309) writes that the caterpillars accepted also *Suaeda fruticosa* and *Arthrocnemum indicum* when bred in captivity.

In his list of synonyms of *Discestra sodae*, Poole (1989: 325) mentions "*Scotogramma salicorniae* Dumont, 1925". However, our studies of the male genitalia and the antennae of the type-specimens preserved in the Musée national d'Histoire naturelle de Paris pointed out that *Discestra salicorniae* is specifically distinct from *D. sodae*, and that *Discestra salicorniae raselaini* is merely a synonym of *Discestra salicorniae*. Figures of the male genitalia of *D. sodae* can be found in Berio (1985: 193), Calle (1982, nr 134) and Monteiro (1972: 16). The male antennae of *D. salicorniae* have trapezoid segments with very short hairs (fig. 1), whereas those of *D. sodae* are differently shaped and have hairs as long as the width of the shaft (fig. 2).

Discestra salicorniae (Dumont, 1925) stat. rev. (plate 1, figs. 22–27)

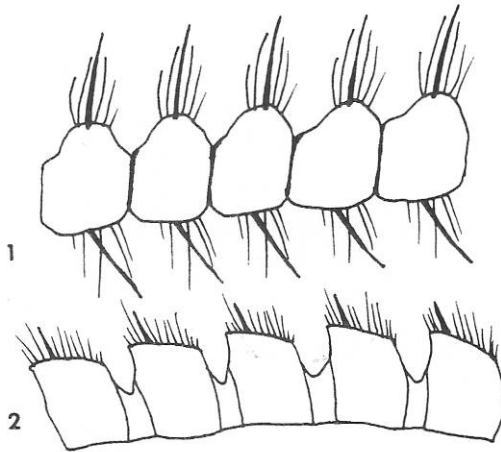
"*Scotogramma salicorniae*, n. sp." Dumont, 1925, Contribution à l'étude des Lépidoptères du Sahara-Nord-Africain. — *Bull.Soc.ent.France* 1925: 332.

Type-locality: "Tunisie, Tozeur".

"*Scotogramma salicorniae* var. *raselaini*, n. var." Dumont, 1925: Contribution à l'étude des Lépidoptères du Sahara-Nord-Africain [Noctuidae] — *Bull.Soc.ent.France* 1925: 333.

Type-locality: "Ras el aioun Tozeur" [Tunisia].

We designate here as lectotype of "*Scotogramma salicorniae*" the male, labeled "Type" of which P. Viette has prepared the genitalia (Prép. No. 2672) (fig. 3) and as paralectotypes 1♀ labeled "Allotype" (handwriting P. Viette, teste Chr. Gibeaux) and 2♂ of which the genitalia have been prepared by Ch. Boursin (Nos. M.P.7 and M.P.9) (figs. 4–9).



Figs. 1-2: Central part of male antennae of 1. *Discestra sodae* (Boisduval, 1829), France, Narbonne; and 2. *Discestra salicorniae* (Dumont, 1925), Tunisia, Korba.

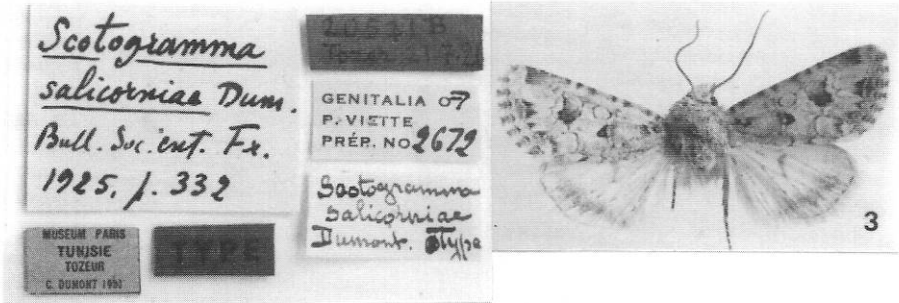


Fig. 3: *Discestra salicorniae* (Dumont, 1925). Lectotype ♂, Tunisie, Tozeur, 21.VII.1921, C. Dumont leg., MHPN.

Legend of plate 1:

Figs. 1-9: *Discestra sodae sodae* (Boisduval, 1829)

- 1-3: France, Aude, Narbonne, 23-30.IX.1995, leg. C. Warnotte.
- 4-5: Spain, Huesca, Monegros, Candanos, 15.V.1988, leg. C. Warnotte.
- 6: Spain, Zaragossa, Osera, 16.VII.1991, leg. C. Warnotte.
- 7: Spain, Zaragossa, Bujaralos, 7.VI.1989, leg. C. Warnotte.
- 8: Spain, Monegros, Candanos, 26.VI.1991, leg. C. Warnotte.
- 9: as fig. 6.

Figs. 10-18: *Discestra sodae rosacea* (Rothschild, 1920)

Morocco, env. Agadir, Emb. de Souss, 18.X.1990, leg. A. Legrain & C. Warnotte.

Figs. 19-21: *Discestra sodae maroccana* (Rungs, 1938)

Morocco, Atlantic Coast, Sidi Moussa between El Jadida and Oualidia, 11 and 21.X.1990, leg. A. Legrain & C. Warnotte.

Figs 22-27: *Discestra salicorniae* (Durrant, 1925)

Tunisia, env. Korba, 26.X.1989, leg. A. Legrain & C. Warnotte.

Plate 1





Fig. 4: *Discestra salicorniae* (Dumont, 1925). Paralectotype ♀, Tunisie, Tozeur, 8.IV.1921, leg. C. Dumont, MHNP.




Fig. 5: *Discestra salicorniae* (Dumont, 1925). Paralectotype ♀, Tunisie, Tozeur, 8.IV.1921, leg. C. Dumont, MHNP, genitalia (Prép. gén. Chr.G 5511).




Fig. 6: *Discestra salicorniae* (Dumont, 1925). Paralectotype ♂, Tunisie, Tozeur, 25.IV.1921, leg. C. Dumont, MHNP.

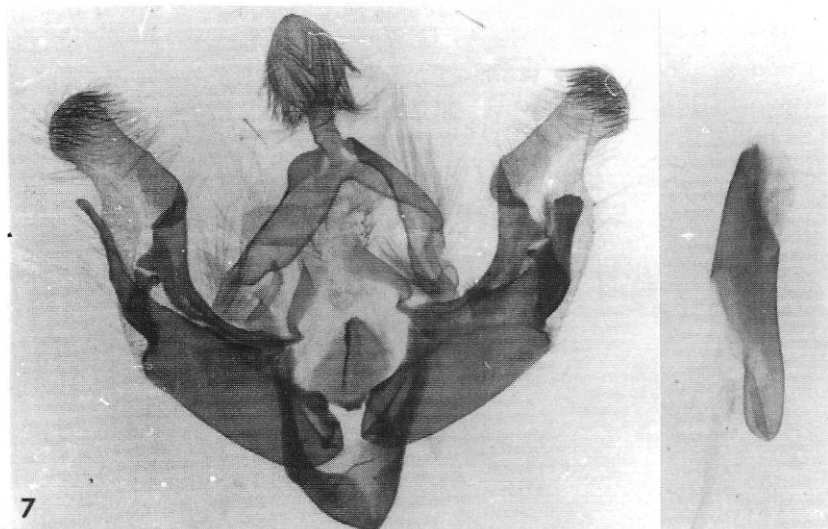


Fig. 7: *Discestra salicorniae* (Dumont, 1925). Paralectotype ♂, Tunisie, Tozeur, 25.IV.1921, leg. C. Dumont, MHNP, genitalia (Prép. gén. Ch.B. 7).



Fig. 8: *Discestra salicorniae* (Dumont, 1925). Paralectotype ♂, [Tunisie, Tozeur] 13.V.1932, leg. C. Dumont, MHNP.

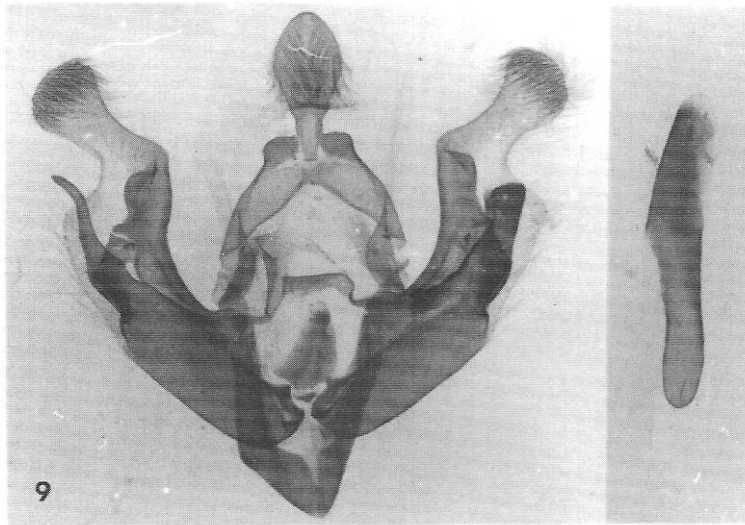


Fig. 9: *Discestra salicorniae* (Dumont, 1925). Paralectotype ♂, [Tunisie, Tozeur], 21.V.1932, leg. C. Dumont, MHNP, genitalia (Prép. gén. Ch.B. 9).

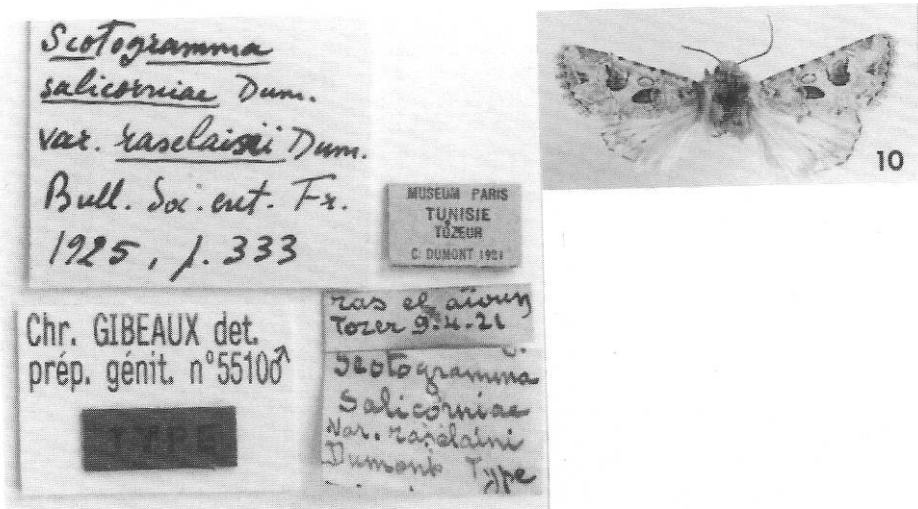


Fig. 10: "*Scotogramma salicorniae* var. *raselaini*" Dumont, 1925. Lectotype ♂, Tunisie, Tozeur, Ras el Aïoun, 9.IV.1921, leg. C. Dumont, MHNP.

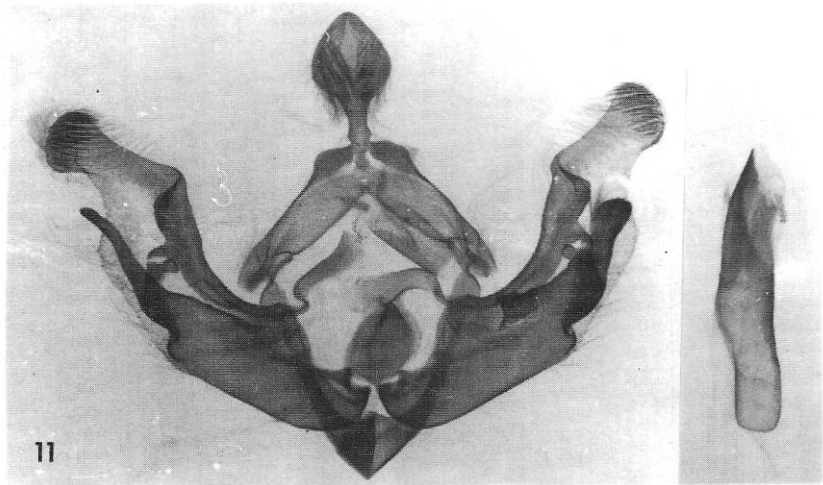


Fig. 11: "*Scotogramma salicorniae* var. *raselaini*" Dumont. 1925. Lectotype ♂, Tunisie, Tozeur, Ras al Afoun. 9.IV.1921, leg. C. Dumont, MHNP, genitalia (Prép. gén. Chr. G. 5510).



Fig. 12: "*Scotogramma salicorniae* var. *raselaini*" Dumont. 1925. Paralectotype ♀, Tunisie. Tozeur. 27.IV.1921. leg. C. Dumont, MHNP.

We designate here as lectotype of "*Scotogramma salicorniae* var. *raselaini*" the male, labeled "Type" of which Chr. Gibeaux has prepared the genitalia (Prép. génit. no. 5510) (figs. 10-11) and as paralectotype the female labeled "Allotype" (handwriting P. Viette, teste Chr. Gibeaux) of which Chr. Gibeaux has prepared the genitalia (Prép. génit. no. 5512) (figs. 12-13).

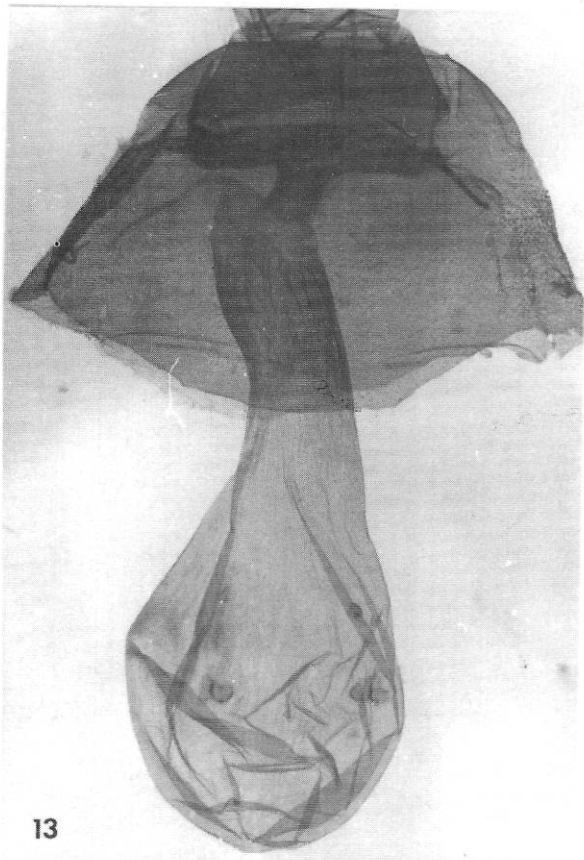


Fig. 13: "*Scotogramma salicornae* var. *raselaini*" Dumont, 1925. Paralectotype ♀, Tunisie, Tozeur, 27.IV.1921, leg. C. Dumont, MHNP, genitalia (Prép. gén. Chr. G. 5512)..

Acknowledgements

We would like to thank Dr. A. Legrain (Liège) for the loan of material and Dr. S. Ulenberg for allowing access to the collections in the Instituut voor Systematiek en Populatiebiologie (Zoological Museum), Amsterdam. We especially would like to thank Chr. Gibeaux (Paris) for the help in obtaining and photographing the type-specimens of *Scotogramma salicorniae* and *S. salicorniae raselaini*, and preparing the female genitalia of these taxa.

References

- Berio, E., 1985. *Lepidoptera Noctuidae. I Generalità Hadeninae Cucullinae* [sic!]. Edizioni Calderini, Bologna, 970 p., 32 plates.
- Boisduval, J. A., 1829. *Europaeorum Lepidopterorum Index Methodicus*. Paris, Plassan, 103 p.
- Calle, J. A., 1982. *Noctuidos españoles*. Ministerio de Agricultura, Pesca y Alimentación, 430 p.
- Dumont, C., 1925. Contribution à l'étude des Lépidoptères du Sahara-Nord-Africain [Noctuidae]. — *Bull.Soc.ent.Fr.* 1925: 331-335.
- Hacker, H., 1989. *Die Noctuidae Griechenlands mit einer Übersicht über die Fauna des Balkanraumes (Lepidoptera, Noctuidae)*. — Herbiopoliana Buchreihe zur Lepidopterologie Band 2, Marktleuthen, 589 p.

- Monteiro, T., 1972. *Discestra pedrosae*, n. sp.: un Noctuidæ nouveau pour la Péninsule ibérique et quatre autres nouveaux pour le Portugal (Lep. Noctuidæ). — *Publicões Inst.Zool.Dr.Augusto Nobre* 115: 9-26.
- Poole, R. W., 1989. *Noctuidæ*. In: Heppner, J. B. (ed.): *Lepidopterorum Catalogus* (New Series) Fascicle 118, 3 parts. E. J. Brill/Flora & Fauna Publications, Leiden, New York, København, Köln, 1314 p.
- Rambur, J.P., 1829. Notice sur plusieurs espèces de Lépidoptères nouveaux du midi de la France. — *Annls Sci.Observ.* 2: 255-268, 2 plates.
- Rungs, C. E. E., 1981. *Catalogue raisonné des Lépidoptères du Maroc*. Inventaire faunistique et observations écologiques. Tome II. Institut Scientifique Charia Ibn Batouta, Rabat, 588 p.